



■ FEATURE

This series suitable for use with Gate & Globe type valves Also sluice gates and any other type requiring linear motion for thrust and torque applications

Unique Top Entry Replaceable Stem Nut
High Tensile Aluminum bronze material providing corrosion and abrasion resistance

Castings are Ductile Iron, class 65-45-12 providing high strength and impact resistance

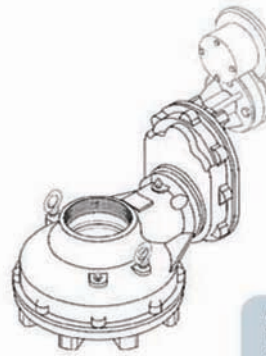
Heavy duty roller bearings supporting both radial & axial thrust loads,

Gears are Machine cut, heat treated and ground for optimum operation

Units are completely O-Ring Sealed suitable for temporary submergence to meet IP67 class

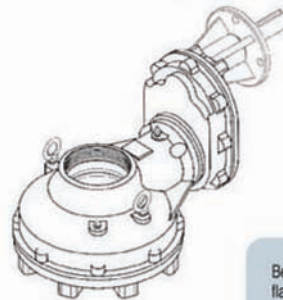
many options, such as hand wheels, chain wheels, stem covers, position dial indicators are available

Dial indicator option



A unique local position Indicator available
The Unique dial is graduated in percent from 0%(close) to 100% (open)

M. O. V option



Bevel Gear can be provided with Moior actuator input flanges to accept standard ISO Mouring Base

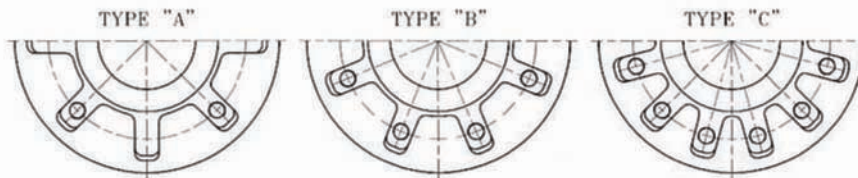
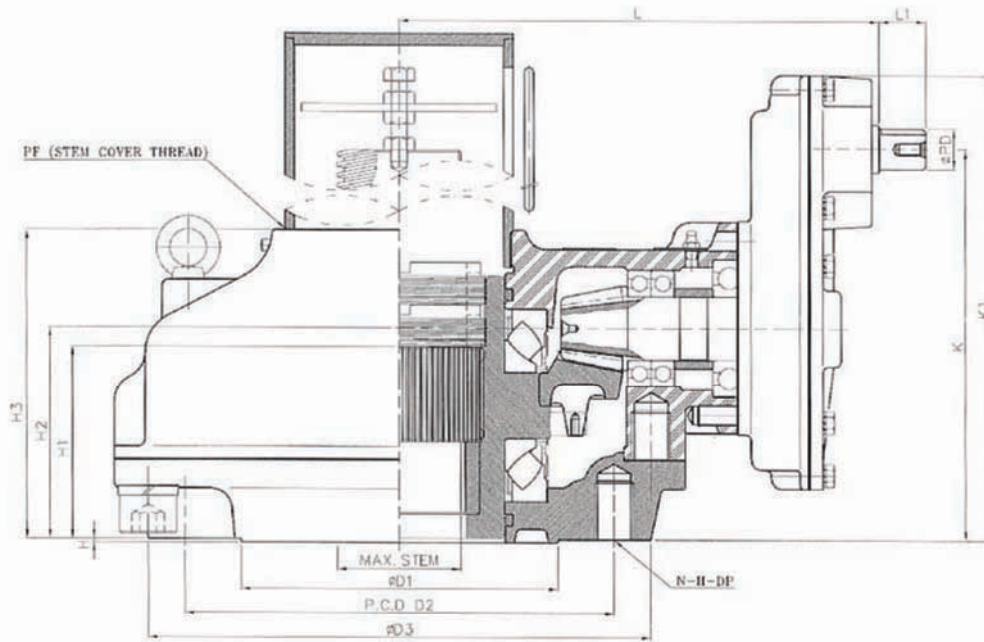
SELECTION CHART FOR MANUAL OPERATORS

MODEL	SIZE GEAR RATIO	MAX. Stem Acceptance		MAX. Thrust Capacity		MAX. Torque Capacity		WEIGHT
		TW	KEY	kN	lbf	N • m	Ft • lbf	Kg
ASB-V0-1S	6.5 : 1	46	38 (12x8)	127	28550	600	442	25
ASB-V1-1S	7 : 1	55	45 (14x9)	141	31700	980	723	32
ASB-V2-1S	10 : 1	62	52 (16x10)	190	42710	1500	1106	45
ASB-V3-1S	12.5 : 1	72	60 (18x11)	288	64750	2500	1844	60
ASB-V35-1S	16.5 : 1	85	72 (20x12)	350	78680	3500	2581	95
ASB-V4-1S	18 : 1	98	84 (22x14)	400	89920	5200	3835	120
ASB-V5-1S	19.5 : 1	115	100 (28x16)	510	114650	7800	5753	175
ASB-V6-1S	28 : 1	130	115 (32x18)	2310	519300	13000	9588	262
ASB-V7-1S	30.22 : 1	150	130 (36x20)	2500	562020	17600	12981	345
ASB-V8-1S	40 : 1	180	160 (40x22)	4100	921700	26000	19176	500



Type A - thrust & torque

Horizontal input with single Reduction Gear Attachment



DIMENSION

Unit: mm

DIM	BASE PART						EXTERNAL PART						INPUT SHAFT PART			HAND WHEEL	STEM COVER	
	MODEL	TYPE	FLANGE SIZE.	ØD1	P.C.D. D2	N-H-OP ØD3	H	H1	H2	H3	K	K1	L	L1	ØPD			KEY
ASB-V0-1S	A	F-14	100	140	4-M16-25	175	3	70	76	120	155	198	217	34	26	8x7	250	PF 2 1/2"
ASB-V1-1S					4-M20-30			82	96	141	175	218	229				300	
ASB-V2-1S	B	(F-16) F-20	140	205	8-M16-30	250	3	94	105	156	223	284	270	34	32	10x8	400	PF 3"
ASB-V3-1S					8-M16-32			103	109	168	227	288	287				500	PF 4"
ASB-V35-1S					8-M20-40			122	138	200	287	350	344				630	PF 5"
ASB-V4-1S					3/4"-10UNC			133	150	215	299	362	369				710	PF 6"
ASB-V5-1S					8-M30-45			164	175	251	324	387	412				710	PF 6"
ASB-V6-1S					1"-8UNC			182	201	284	370	439	490				800	PF 8"
					8-M36-55													
ASB-V7-1S	C	F-48	370	483	12-M36-55	580	3	208	222	316	391	460	524	44	38	12x8	900	PF 8"
ASB-V8-1S					1 1/4"-7UNC			234	258	360	463	547	569				58	50