




# ACRO-GEARS

## HORIZONTAL INPUT BEVEL GEARBOXES



### ■ FEATURE

This series suitable for use with Gate & Globe type valves Also sluice gates and any other type requiring linear motion for thrust and torque applications

Unique Top Entry Replaceable Stem Nut  
High Tensile Aluminum bronze material providing corrosion and abrasion resistance

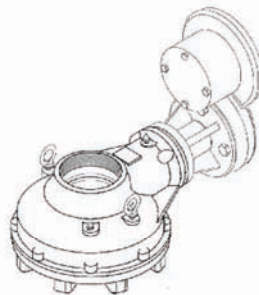
Castings are Ductile Iron, class 65-45-12 providing high strength and impact resistance

Heavy duty roller bearings supporting both radial & axial thrust loads,

Gears are Machine cut, heat treated and ground for optimum operation  
Units are completely O-Ring Sealed suitable for temporary submergence to meet IP67 class

Many options, such as hand wheels, chain wheels, stem covers, position dial indicators are available

### Dial indicator

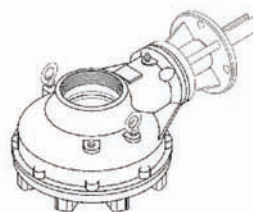


A Unique local position dial indicator is available. It is graduated in percent from 0%(close) to 100% (open)



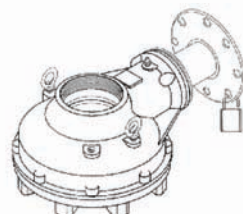
### M. O. V option

Bevel Gear can be provided with Motor actuator Input flanges to accept standard ISO Mounting Base



### Locking Device option

Input can be equipped with a Hand wheel locking Device for Manually operated units



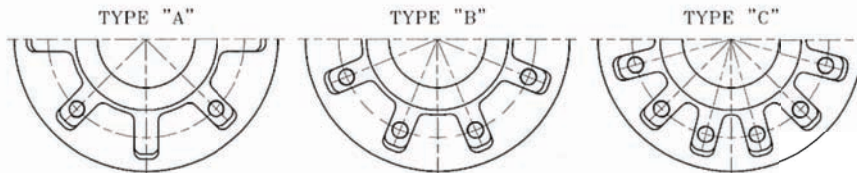
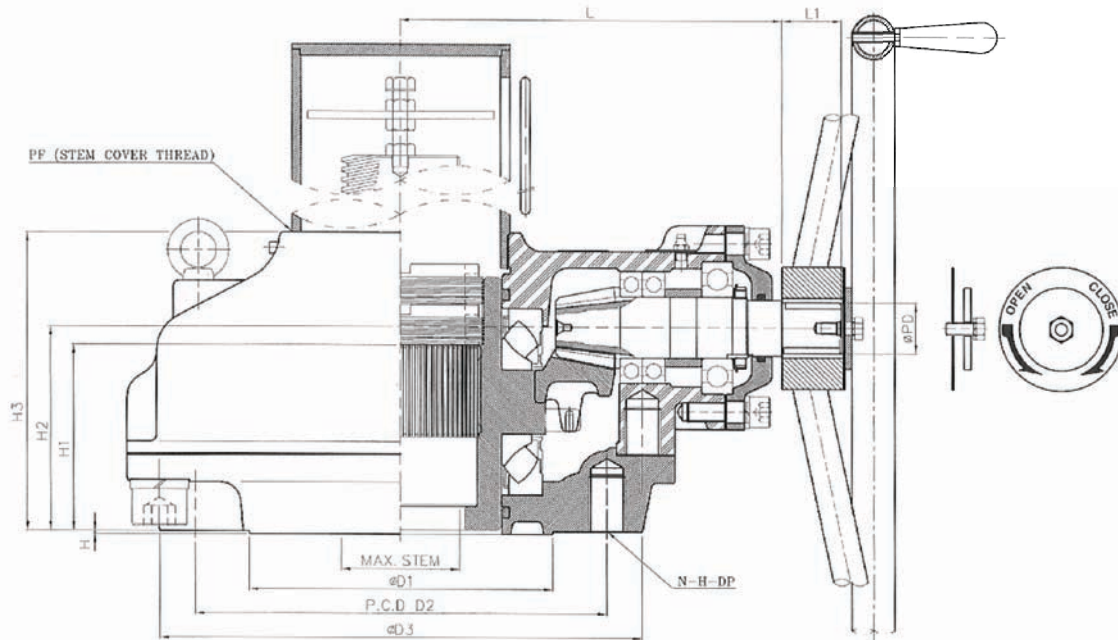
## SELECTION CHART FOR MANUAL OPERATORS

| MODEL    | SIZE<br>GEAR RATIO | MAX. Stem Acceptance |             | MAX. Thrust Capacity |        | MAX. Torque Capacity |        | WEIGHT<br>Kg |
|----------|--------------------|----------------------|-------------|----------------------|--------|----------------------|--------|--------------|
|          |                    | TW                   | KEY         | kN                   | lbf    | N · m                | Ft·lbf |              |
| ASB-VS10 | 2.5 : 1            | 30                   | 22 (8x7)    | 75.5                 | 16970  | 220                  | 162    | 8            |
| ASB-VS20 | 3 : 1              | 40                   | 32 (10x8)   | 113                  | 25400  | 370                  | 273    | 11           |
| ASB-V0   | 3.25 : 1           | 46                   | 38 (12x8)   | 127                  | 28550  | 600                  | 442    | 16           |
| ASB-V1   | 3.5 : 1            | 55                   | 45 (14x9)   | 141                  | 31700  | 980                  | 723    | 23           |
| ASB-V2   | 4 : 1              | 62                   | 52 (16x10)  | 190                  | 42710  | 1500                 | 1106   | 33           |
| ASB-V3   | 5 : 1              | 72                   | 60 (18x11)  | 288                  | 64750  | 2500                 | 1844   | 48           |
| ASB-V35  | 5.5 : 1            | 85                   | 72 (20x12)  | 350                  | 78680  | 3500                 | 2581   | 78           |
| ASB-V4   | 6 : 1              | 98                   | 84 (22x14)  | 400                  | 89920  | 5200                 | 3835   | 103          |
| ASB-V5   | 6.5 : 1            | 115                  | 100 (28x16) | 510                  | 114650 | 7800                 | 5753   | 158          |
| ASB-V6   | 7 : 1              | 130                  | 115 (32x18) | 2310                 | 519300 | 13000                | 9588   | 237          |
| ASB-V7   | 7.55 : 1           | 150                  | 130 (36x20) | 2500                 | 562020 | 17600                | 12981  | 320          |
| ASB-V8   | 8 : 1              | 180                  | 160 (40x22) | 4100                 | 921700 | 26000                | 19176  | 460          |



## Standard Type A - thrust & torque

Horizontal input



### DIMENSION

Unit : mm

| DIM<br>MODEL | TYPE | FLANGE<br>SIZE | BASE PART |             |                          |                        | EXTERNAL PART |      |        |     |     | INPUT SHAFT PART |     |       | HAND<br>WHEEL | STEM<br>COVER |       |
|--------------|------|----------------|-----------|-------------|--------------------------|------------------------|---------------|------|--------|-----|-----|------------------|-----|-------|---------------|---------------|-------|
|              |      |                | ØD1       | P.C.D<br>D2 |                          | ØD3                    | H             | H1   | H2     | H3  | L   | L1               | ØPD | KEY   |               |               |       |
| ASB-VS10     | A    | F-10           | 70        | 102         | 4-M10-17<br>3/8"-16UNC   | 140                    | 3             | 50   | 68     | 103 | 121 | 34               | 26  | 8x7   | 250           | PF 2"         |       |
| ASB-VS20     |      | F-12           | 85        | 125         | 4-M12-20<br>1/2"-13UNC   | 150                    |               | 60   | 76     | 110 | 131 |                  |     |       | 300           |               |       |
| ASB-V0       |      | F-14           | 100       | 140         | 4-M16-25<br>5/8"-11UNC   | 175                    |               | 70   | 76     | 120 | 160 |                  |     |       | 400           |               | 10x8  |
| ASB-V1       |      | F-16           | 130       | 165         | 4-M20-30<br>3/4"-10UNC   | 210                    |               | 82   | 96     | 141 | 172 |                  |     |       | 500           |               |       |
| ASB-V2       | B    | (F-16), F-20   | 140       | 205         | 8-M16-30<br>5/8"-11UNC   | 250                    | 3             | 94   | 105    | 156 | 209 | 34               | 32  | 10x8  | 630           | PF 3"         |       |
| ASB-V3       |      |                | F-25      | 200         | 254                      | 8-M16-32<br>5/8"-11UNC |               | 300  | 103    | 109 | 168 |                  |     |       | 227           |               | 710   |
| ASB-V35      |      | F-30           | 230       | 298         | 8-M20-40<br>3/4"-10UNC   | 350                    |               | 122  | 138    | 200 | 266 | 44               | 38  | 12x8  | 800           | PF 5"         |       |
| ASB-V4       |      |                | 260       | 356         | 8-M30-45<br>1"-8UNC      | 415                    |               | 133  | 150    | 215 | 291 |                  |     |       | 900           |               | PF 6" |
| ASB-V5       |      | F-35           | 260       | 356         | 8-M30-45<br>1"-8UNC      | 415                    |               | 164  | 175    | 251 | 334 | 58               | 50  | 16x10 | 1000          | PF 8"         |       |
| ASB-V6       |      | F-40           | 300       | 406         | 8-M36-55<br>1 1/4"-7UNC  | 475                    |               | 182  | 201    | 284 | 375 |                  |     |       |               |               |       |
| ASB-V7       | C    | F-48           | 370       | 483         | 12-M36-55<br>1 1/4"-7UNC | 560                    | 3             | 208  | 222    | 316 | 409 | 58               | 50  | 16x10 | 1000          | PF 8"         |       |
| ASB-V8       |      |                | 234       | 258         | 360                      | 471                    |               | 1000 | PF 10" |     |     |                  |     |       |               |               |       |